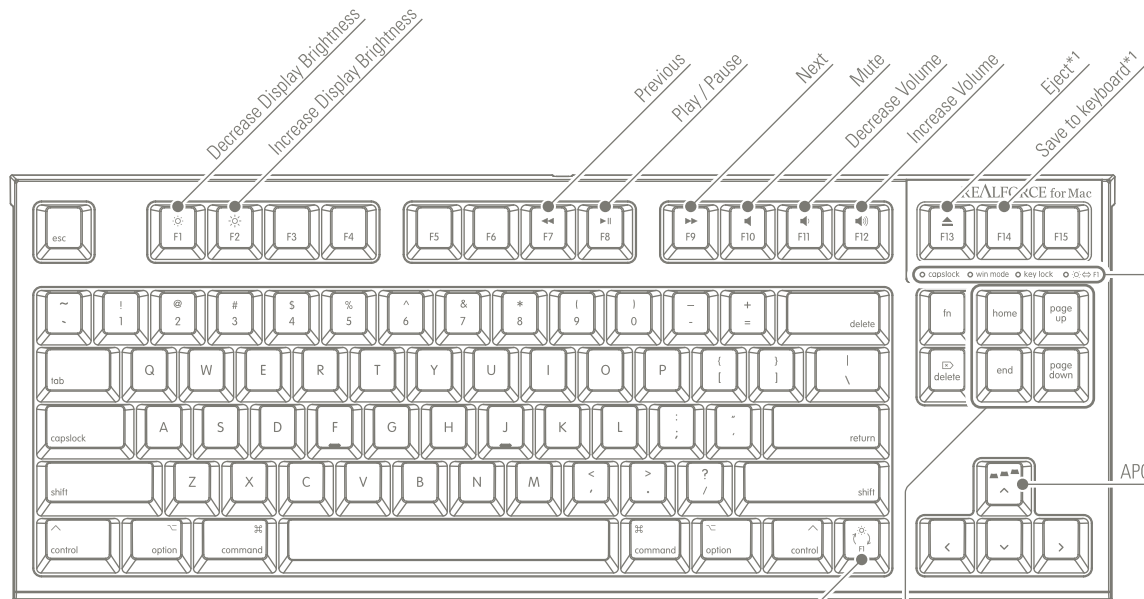


# REALFORCE TKL for Mac USER'S MANUAL



Indicator LED

- **capslock**  
Light up when Caps Lock is on.  
(According to the connected host / Basically OFF)
- **win mode**  
Light up when Windows Mode is on. (Initially OFF)
- **key lock**  
Light up when Key Lock is on. (Initially OFF)
- **☼ ↔ F1**  
Light up when Mac Special Function Switch is on. (Initially OFF)  
Only keys with Mac special functions can be exchanged between F1 to F12.

APC Setup\*1\*2

- home Keylock On/Off\*1
- page up Indicator LED Color\*1
- end Windows Mode Switch\*1
- page down Indicator LED Brightness\*1

Switch of Mac Special Key ↔ [Fn] Key

## Installation of Software

Go to [www.realforce.co.jp](http://www.realforce.co.jp) to download software for the setup of LED color and APC function (adjust the ON position). Execute and install by following the instructions.

↓ [www.realforce.co.jp](http://www.realforce.co.jp)


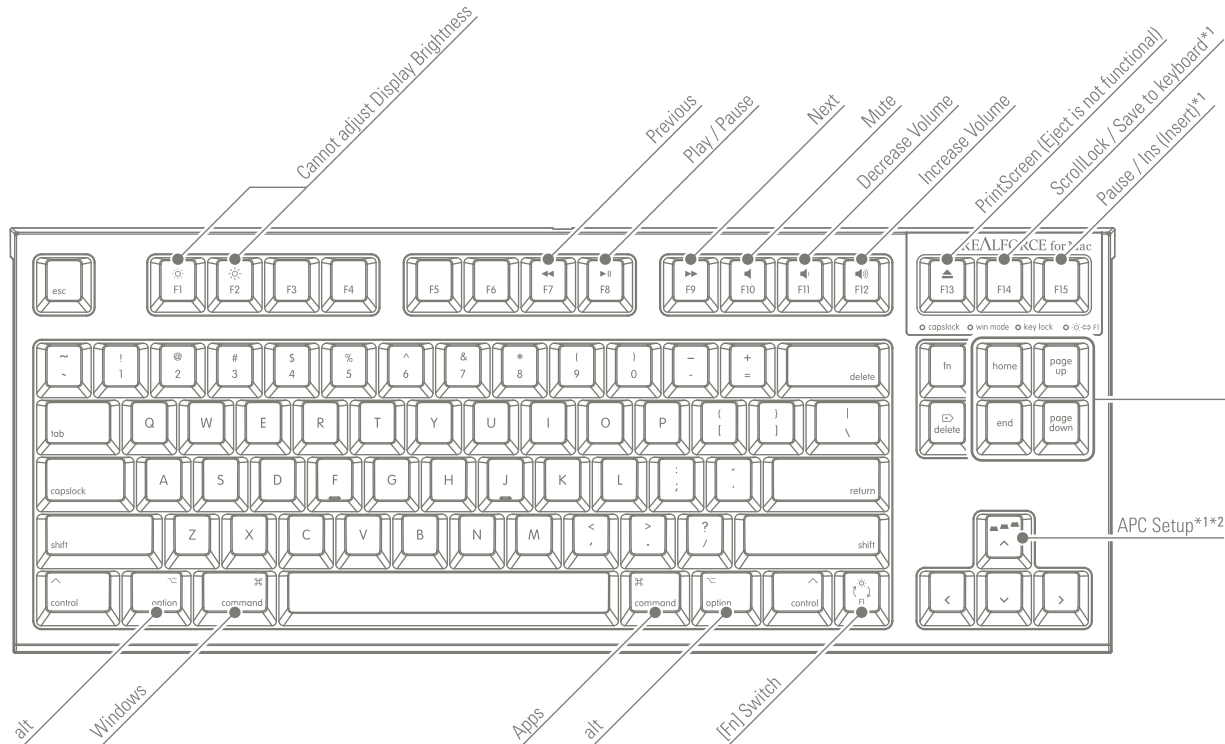
\*1 ... Works by pressing the [Fn] Key.

\*2 ... Only available on keyboards with APC function.

The initial setup of Mission Control [F3] and Launchpad [F4] are not functional. But, it can be used in the Mac OS environment. Refer to the instruction manual for the setting method.

# Specification of Keyboard in Windows Mode

\*Keys without indications function as per printing on key.



\*1 ... Works by pressing the [Fn] Key.

\*2 ... Only available on keyboards with APC function.

Some keys are not functionable when using Windows Mode in the Mac OS environment. Do not use Windows Mode on Mac OS.

